

SIM REVERSED MODULE SIZE 23

IN PROGRESS

Consult us

High density module with reversed contacts offering enhanced pin protection.

PRESENTATION

Amphenol Air LB expends its range of SIM EN4165 modules with the SIM reversed module size 23 (gender is defined by the gender of the contacts).

MAIN CHARACTERISTICS

- Reversed design ensuring a better protection of pin contacts.
- Secured design ensuring blind mating.

-> Robustness

- 50% higher contacts density than existing 20 contacts size 22 module with the same level of performance.

-> High density

- Module suited for all serie II EN4165 / SIM connectors range.

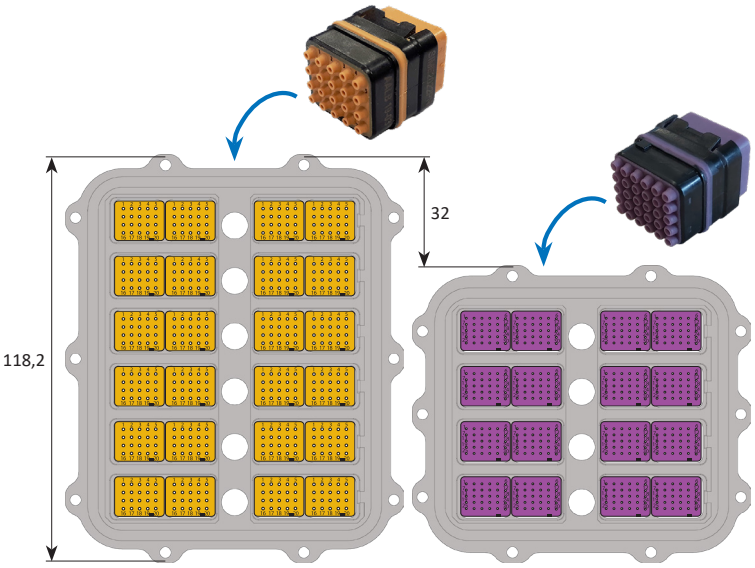

480 contacts: 24 modules
20 contacts size 22 -> 6 raws

480 contacts: 16 modules
30 contacts size 23 -> 4 raws

-> 30% Space saving / Weigh saving

APPLICATIONS

- In-flight entertainment and cabin systems
- High-speed internet access
- Lighting and window dimming
- Power distribution and control
- Electrical wiring and interconnect systems

TECHNICAL CHARACTERISTICS

MATERIAL

Modules:	Thermoplastic and fluorosilicone
Contacts:	Gold-plated copper alloy

CLIMATIC

Operating temperature :	-55°C to +175°C

ELECTRICAL

Withstanding voltage:	1300 V eff. 50 Hz at sea level
Insulation resistance:	> 5000 MΩ
Max current rating:	Size 23: 5 A
Conductor range:	26, 24 and 22 AWG

Amphenol Air LB
Your Satisfaction. Everyday. Everywhere.

Customer Service - 2 rue Clément ADER, Zac de Wé - 08110 Carignan - FRANCE
Tel: +33 (0)3 24 22 32 66 - customer-service@amphenol-airlb.fr - www.amphenol-airlb.fr

SIM REVERSED MODULE SIZE 23



IN PROGRESS

Consult us

High density module with reversed contacts offering enhanced pin protection.

PART NUMBERING SYSTEM

MODULES FOR CRIMPED CONTACTS

SIM * 30R23 * * *

MODULE
- Without peripheral sealing — M
- With peripheral sealing — E

CONTACTS
- Pin — P
- Socket — S

POLARIZATION
- Polarization N, A to F — N, A, B, C, D, E, F

OPTIONS
- Supplied without contact — Nothing
- Supplied with crimped contacts [1] — C

[1] Contacts EN3155 delivered by default.

[2] Modules with angled PCB contacts are available with N polarization only.

MODULES WITH STRAIGHT/ANGLED PCB CONTACTS

COMING SOON

SIM * 30R23 * * * *

MODULE
- Without peripheral sealing — M
- With peripheral sealing — E

CONTACTS
- Pin — P
- Socket — S

POLARIZATION
- Polarization N, A to F [2] — N, A, B, C, D, E, F

CONTACTS PLATING
- Tin-plated with Lead (Pb) — P
- Tin-plated without Lead (RoHS) — F
- Gold-plated (RoHS) — G

PCB CONTACT TYPE / ORIENTATION
- Angled PCB cts, standard orientation (for SIM 2&4 modules) — BS
- Angled PCB cts, reversed orientation (for SIM monomodule) — BR
- Straight PCB contacts — Nothing

TOOLS

Crimping tool:	M22520/2-01
Locator:	M22520/2-09 (pin)
	M22520/2-06 (socket)
Contact insertion/extraction:	001112 100 25
Module insertion:	006101 006 00
Module extraction:	006101 000 00

COMING SOON...

Modules with straight PCB contacts.

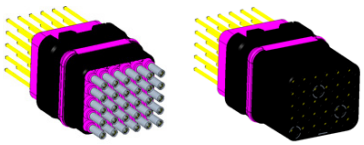

Modules with angled PCB contacts.

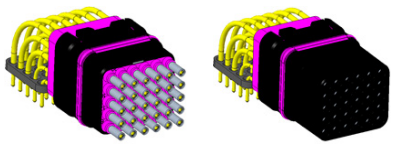

This document is non-contractual. The information included in this catalogue is subject to change.
Amphenol Air LB France reserves the right to proceed with modifications without prior notice.
For any additional information, contact us.

Amphenol Air LB
Your Satisfaction. Everyday. Everywhere.